



# Long Term Plan

## Junior Jam Music at OJS

Expressing ourselves using instruments, singing, rhythms and melodies

### **Vision**

#### **Vision for Music**

At Oatlands Junior School, the high-quality Music Curriculum aims to engage and inspire pupils to develop a love of music and their talent as musicians, and so increase their self-confidence, creativity and sense of achievement. As pupils progress, they will develop a critical engagement with music, allowing them to compose, and to listen with discrimination to the best in the musical canon.

#### **OJS Curriculum Threads**

Our curriculum vision is based upon our knowledge of our pupils and community. Our three curriculum threads are:

- Promote Equality and Diversity
- Provoke Curiosity
- Embed Safe Behaviours



These threads are woven through each subject, alongside individual subject pedagogy, to ensure our learners benefit from a purposeful curriculum.

#### **Fundamental British Values**

- Democracy
- Rule of Law
- Individual Liberty
- Respect and Tolerance

The Music curriculum is inclusive and promotes respect, tolerance and appreciation of equality and diversity through their pedagogical approaches (see Curriculum Handbook). Children are taught about a range of composers and artists from different walks of life along with music and traditions from across the world, developing lively, enquiring minds. Links to Spiritual, Moral, Social and Cultural & FBV are made in Year Group OJS Passports and the wider curriculum offer in Music.

#### **National Curriculum Aims**

The national curriculum for Music aims to ensure that all pupils:

- perform, listen to, review and evaluate music across a range of historical periods, genres, styles and traditions, including the works of the great composers and musicians.
- learn to sing and to use their voices, to create and compose music on their own and with others, have the opportunity to learn a musical instrument, use technology appropriately and have the opportunity to progress to the next level of musical excellence.

●understand and explore how music is created, produced and communicated, including through the interrelated dimensions: pitch, duration, dynamics, tempo, timbre, texture, structure and appropriate musical notations.

### **Planning and Resources**

At OJS, a specialist music teacher from JuniorJam delivers learning to pupils using electric drums, ukuleles, glockenspiels and keyboards. Each half-term focuses on a new instrument to deliver the key learning specified in the National Curriculum. Children are given opportunities to listen, appraise and perform music from across 6 diverse genres over the past 400 years.

### **Wider Offer**

























Music is a key part of our school ethos at OJS. Outside of the pupils' timetabled music lessons each week, we have a wide range of additional opportunities: individual Encore instrumental lessons, music afterschool clubs, choir, upper and lower school singing assemblies once a week and whole-class violin lessons in Year 3. The musical talent of our pupils is something we keenly celebrate, encouraging pupils to perform to their class, school and wider community in school assemblies, especially during key celebrations across the year, including Christmas. We also encourage our musicians to take part in wider opportunities in our local area, including the Harrogate Competitive Festival for Music.














### **Pupil Voice Groups**




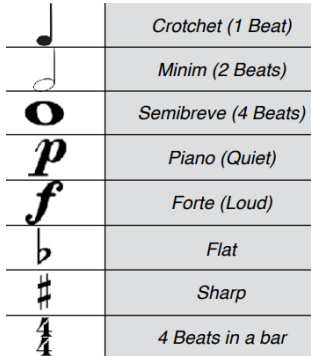
A new Arts Committee is formed each year, whereby pupils which are passionate about the arts can apply to become a member. This dedicated team of pupils support in communicating the musical and artistic talent in their classrooms to our teaching staff and help in promoting the wider opportunities that are available in school and across our local area. This committee, as well as the School Council and our House Captains, gather pupil feedback about music when monitoring and evaluating our music curriculum offer.






### **Links to other documents:**


































- Curriculum Handbook
- OJS Passport
- Teaching and Learning Policy
- Assessment and Reporting policy
- JuniorJam Key Knowledge Organisers






	Autumn 1	Autumn 2	Spring 1	Spring 2	Summer 1	Summer 2															
Year 3	<b>Singing L1</b>	<b>Song writing with Glockenspiels L1</b>	<b>Music Theory with Keyboards L1</b>	<b>Keyboards L1</b>	<b>Electric Drums L1</b>	<b>Class Jam L1</b>															
	<b>Key learning objectives:</b> <ul style="list-style-type: none"><li>●Pupils can sing songs on pitch.</li><li>●Pupils can explain what pitch matching is.</li><li>●Pupils know how good posture can improve singing.</li><li>●Pupils understand why breathing in the right place is important while singing.</li><li>●Pupils can sing in a two-part round.</li><li>●Pupils understand what a time signature is.</li><li>●Pupils can sing songs in 3/4 and 4/4 time signatures.</li><li>●Pupils can name the anatomical factors that affect the singing voice.</li></ul> <b>Key Vocabulary</b> Warmup Cool down Vocal chords Pitch	<b>Key learning objectives:</b> <ul style="list-style-type: none"><li>●Pupils know the difference between a singer and a songwriter.</li><li>●Pupils know how to create a soundscape.</li><li>●Pupils can explain what plagiarism is.</li><li>●Pupils can explain what a melody is.</li></ul> <b>Key Vocabulary</b> Songwriter Soundscape Theme Target market Plagiarism Melody Structure Lyrics  <b>Wider Offer</b> - JuniorJam afterschool club -Choir – Christmas Caroling at Larchfield	<b>Key learning objectives:</b> <ul style="list-style-type: none"><li>●Pupils will understand how scales are constructed and will begin to read stave notation, by visually identifying the notes C, D and E on the treble clef stave.</li><li>●Pupils will gain confidence in performing their own rhythmic and melodic ideas.</li><li>●Pupils will begin to understand expression within music and how indicative musical features can reflect emotion</li></ul> <b>Key Vocabulary</b> Genre Rhythm Major Minor	<b>Key learning objectives:</b> . <ul style="list-style-type: none"><li>●Pupils can find and play a C, D and E notes with their right hand.</li><li>●Pupils can play from C to G with their left hand.</li><li>●Pupils know where the time signature is placed on a piece of notated music.</li><li>●Pupils can play a piece of music while keeping a steady pulse.</li></ul> <b>Key Vocabulary</b> <table><tr><td></td><td>Crotchet (1 Beat)</td></tr><tr><td></td><td>Minim (2 Beats)</td></tr><tr><td></td><td>Semibreve (4 Beats)</td></tr><tr><td></td><td>Piano (Quiet)</td></tr><tr><td></td><td>Forte (Loud)</td></tr><tr><td></td><td>Flat</td></tr><tr><td></td><td>Sharp</td></tr><tr><td></td><td>4 Beats in a bar</td></tr></table>		Crotchet (1 Beat)		Minim (2 Beats)		Semibreve (4 Beats)		Piano (Quiet)		Forte (Loud)		Flat		Sharp		4 Beats in a bar	<b>Key learning objectives:</b> <ul style="list-style-type: none"><li>●Pupils know a drum kit is made up of different types of drums and cymbals.</li><li>●Pupils know a crotchet is worth 1 beat and a quaver is worth 1/2 a beat.</li><li>●Pupils understand that different genres of music use different drum beats.</li><li>●Pupils know the difference between standard and half time.</li></ul> <b>Key Vocabulary</b> Percussion Kick drum Snare drum Hi Hats Standard time Half time Off time <b>Wider Offer</b> - JuniorJam afterschool club
	Crotchet (1 Beat)																				
	Minim (2 Beats)																				
	Semibreve (4 Beats)																				
	Piano (Quiet)																				
	Forte (Loud)																				
	Flat																				
	Sharp																				
	4 Beats in a bar																				

	<p>Posture Breathing Pitch-matching</p> <p><b>Wider Offer</b></p> <ul style="list-style-type: none"><li>- JuniorJam afterschool club</li><li>-Choir</li><li>-Individual Peripatetic lessons</li><li>-Performance opportunities in singing assemblies</li></ul> <p><b>Curriculum Threads</b></p>  	<p>and Harrogate Christmas Concert.</p> <ul style="list-style-type: none"><li>-Individual Peripatetic lessons</li><li>-Performance opportunities in Christmas assemblies.</li></ul> <p><b>Curriculum Threads</b></p>   	<p><b>Wider Offer</b></p> <ul style="list-style-type: none"><li>- JuniorJam afterschool club</li><li>-Choir - Young Voices 2024</li><li>-Individual Peripatetic lessons</li><li>-Opportunities to perform at Harrogate Competitive Festival</li></ul> <p><b>Curriculum Threads</b></p>  	<p><b>Wider Offer</b></p> <ul style="list-style-type: none"><li>- JuniorJam afterschool club</li><li>-Choir</li><li>-Individual Peripatetic lessons</li></ul> <p><b>Curriculum Threads</b></p>  	<ul style="list-style-type: none"><li>-Choir</li><li>-Individual Peripatetic lessons</li><li>-Whole class violin lessons</li></ul> <p><b>Curriculum Threads</b></p>  	<ul style="list-style-type: none"><li>-Choir</li><li>-Individual Peripatetic lessons</li></ul> <p><b>Curriculum Threads</b></p>  
					<p><b>Fundamental British Values</b></p> <p>Discussions around <b>Respect and Tolerance</b>, learning about traditions and beliefs of other cultures.</p>	

	Autumn 1	Autumn 2	Spring 1	Spring 2	Summer 1	Summer 2
<b>Year 4</b>	<b>Singing L2</b>  <b>Key learning objectives:</b> <ul style="list-style-type: none"> <li>●Pupils understand what diction is.</li> <li>●Pupils understand the role of the conductor.</li> </ul> <b>Key Vocabulary</b> Round Time signature Tone Vocal register Bass Baritone Tenor Alto Soprano  <b>Wider Offer</b> - JuniorJam afterschool club -Choir -Individual Peripatetic lessons -Performance opportunities in Harvest assembly.	<b>Songwriting with Glockenspiels L2</b>  <b>Key learning objectives:</b> <ul style="list-style-type: none"> <li>●Pupils know what a graphic score is.</li> </ul> <b>Key Vocabulary</b> Soundtrack Dissonance Leitmotif  <b>Wider Offer</b> - JuniorJam afterschool club -Choir - Christmas Caroling at Larchfield and Harrogate Christmas Concert. -Individual Peripatetic lessons  <b>Curriculum Threads</b>   	<b>Music Theory with Keyboards L2</b>  <b>Key learning objectives:</b> <ul style="list-style-type: none"> <li>●Pupils will learn the basics of music theory in order to create effective improvisations and compositions.</li> <li>●Pupils will understand more complex rhythmic notation. Pupils will be able to visually identify the notes C, D, E, F and G on the treble clef stave. Pupils will start following stave notation to play simple melodies</li> </ul> <b>Key Vocabulary</b> Stave Melody Dynamics Tempo Compose Drone	<b>Keyboards L2</b>  <b>Key learning objectives:</b> <ul style="list-style-type: none"> <li>●Pupils know where all the notes are on a treble clef stave.</li> <li>●Pupils can recognise all the notes on a treble and bass clef.</li> <li>●Pupils know what a chord is.</li> <li>●Pupils can count a 3/4 time signature. ●Pupils can explain how BPM relates to tempo.</li> </ul> <b>Key Vocabulary</b>  <b>Wider Offer</b>	<b>Electric Drums L1</b>  <b>Key learning objectives:</b> <ul style="list-style-type: none"> <li>● Pupils are able to use the kick drum whilst playing a drum beat.</li> </ul> <b>Key Vocabulary</b> Percussion Kick drum Snare drum Hi Hats Standard time Half time Off time  <b>Wider Offer</b> - JuniorJam afterschool club -Choir -Individual Peripatetic lessons -Opportunities to perform in Christmas music assembly	<b>Class Jam L1</b>  <b>Key learning objectives:</b> <ul style="list-style-type: none"> <li>● Pupils can recognise and vocalise the difference between Major and Minor chords/keys.</li> <li>● Pupils recognise how both dynamics and expression can change the feeling of the song for the performer and the listener.</li> <li>● Pupils can play along in time to the performance videos to a great standard.</li> <li>●Pupils can play along with the performance videos with no volume and it sounds great.</li> <li>●Pupils can play two notes on a keyboard at the same time.</li> </ul>








































	<p><b>Curriculum Threads</b></p>  <p><b>Fundamental British Values</b> Discussions around <b>The Rule of Law</b>, learning about the role of the conductor who ensures that everyone plays their part and checks if everyone follows the rules.</p>	<p><b>Fundamental British Values</b> Discussions around <b>Individual Liberty</b>.</p>	<p><b>Wider Offer</b></p> <ul style="list-style-type: none"> <li>- JuniorJam afterschool club</li> <li>-Choir - Young Voices 2024</li> <li>-Individual Peripatetic lessons</li> <li>-Opportunities to perform at Harrogate Competitive Festival</li> </ul> <p><b>Curriculum Threads</b></p> 	<ul style="list-style-type: none"> <li>- JuniorJam afterschool club</li> <li>-Choir</li> <li>-Individual Peripatetic lessons</li> </ul> <p><b>Curriculum Threads</b></p> 	<p><b>Curriculum Threads</b></p>  <p><b>Fundamental British Values</b> Discussions around <b>Respect and Tolerance</b>, learning about traditions and beliefs of other cultures.</p>	<ul style="list-style-type: none"> <li>● Pupils can play every single instrument to a good standard.</li> </ul> <p><b>Key Vocabulary</b> Melodic instruments Harmony Major Minor Composition Call and response</p> <p><b>Wider Offer</b></p> <ul style="list-style-type: none"> <li>- JuniorJam afterschool club</li> <li>-Choir</li> <li>-Individual Peripatetic lessons</li> </ul> <p><b>Curriculum Threads</b></p>  <p><b>Fundamental British Values</b> Discussions around <b>Individual Liberty</b>.</p>
--	--	--	--	--	---	---

	Autumn 1	Autumn 2	Spring 1	Spring 2	Summer 1	Summer 2																						
Year 5	<p><b>Singing L3</b></p> <p><b>Key learning objectives:</b></p> <ul style="list-style-type: none"><li>●Pupils can sing examples of both bad and good diction.</li><li>●Pupils can explain what characterisation is.</li><li>●Pupils are able to conduct in 4/4 and 3/4. 7. Pupils can sing a cappella as a class.</li><li>●Pupils understand and recognise different styles of singing.</li><li>●Pupils can differentiate between and correctly name the different styles of singing.</li><li>●Pupils can perform simple improvisation.</li><li>●Pupils can sing an a cappella song in unison.</li><li>●Pupils can sing a five-note pentatonic scale.</li><li>●Pupils can use projection techniques in their performances.</li><li>●Pupils can recite lyrics</li></ul>	<p><b>Songwriting with Glockenspiels L3</b></p> <p><b>Key learning objectives:</b></p> <ul style="list-style-type: none"><li>●Pupils can define theme and target market.</li><li>●Pupils can create a word board.</li></ul> <p><b>Key Vocabulary</b></p> <p>Theme</p> <p>Hook</p> <p><b>Wider Offer</b></p> <ul style="list-style-type: none"><li>- JuniorJam afterschool club</li><li>-Choir - Christmas Caroling at Larchfield and Harrogate Christmas Concert.</li><li>-Individual Peripatetic lessons</li></ul> <p><b>Curriculum Threads</b></p> <div></div>	<p><b>Music Theory with Keyboards L3</b></p> <p><b>Key learning objectives:</b></p> <ul style="list-style-type: none"><li>●Pupils will learn how to read stave notation on the treble stave from middle C – C.</li><li>●Pupils will put this into practice through learning musical phrases and songs using keyboards.</li><li>●Pupils will learn how to become well-rounded musicians through developing their aural skills and improvisational skills.</li><li>●Pupils will understand how to perform as an ensemble and will develop their understanding of the traditional orchestra.</li></ul> <p><b>Key Vocabulary</b></p> <p>Pentatonic</p> <p>Improvisation</p>	<p><b>Keyboards L3</b></p> <p><b>Key learning objectives:</b></p> <ul style="list-style-type: none"><li>●Pupils can switch between playing crotchets, minims and semibreves confidently.</li><li>●Pupils know that black keys produce sharp and flat notes.</li><li>●Pupils can recognise and count two different rest notations.</li><li>●Pupils can compose a two-bar melody/phrase.</li></ul> <p><b>Key Vocabulary</b></p> <table><tr><td></td><td>Crotchet (1 Beat)</td></tr><tr><td></td><td>Minim (2 Beats)</td></tr><tr><td></td><td>Semibreve (4 Beats)</td></tr><tr><td></td><td>Piano (Quiet)</td></tr><tr><td></td><td>Forte (Loud)</td></tr><tr><td></td><td>Flat</td></tr><tr><td></td><td>Sharp</td></tr><tr><td></td><td>Rest (1 Beat)</td></tr><tr><td></td><td>Rest (2 Beats)</td></tr><tr><td></td><td>Rest (3 Beats)</td></tr><tr><td></td><td>Rest (4 Beats)</td></tr></table>		Crotchet (1 Beat)		Minim (2 Beats)		Semibreve (4 Beats)		Piano (Quiet)		Forte (Loud)		Flat		Sharp		Rest (1 Beat)		Rest (2 Beats)		Rest (3 Beats)		Rest (4 Beats)	<p><b>Electric Drums L1</b></p> <p><b>Key learning objectives:</b></p> <ul style="list-style-type: none"><li>● Pupils can perform a drum beat in time as pairs.</li><li>●Pupils can create a drum beat using at least 4 parts of the drum kit</li></ul> <p><b>Key Vocabulary</b></p> <p>Percussion</p> <p>Kick drum</p> <p>Snare drum</p> <p>Hi Hats</p> <p>Standard time</p> <p>Half time</p> <p>Off time</p> <p><b>Wider Offer</b></p> <ul style="list-style-type: none"><li>- JuniorJam afterschool club</li><li>-Choir</li><li>-Individual Peripatetic lessons</li><li>-Opportunities to perform in Christmas music assembly</li></ul> <p><b>Curriculum Threads</b></p>	<p><b>Class Jam L2</b></p> <p><b>Key learning objectives:</b></p> <ul style="list-style-type: none"><li>● Pupils know the different instrument types and names as well as how to play them all.</li><li>● Pupils can recognise that an accompaniment is something that backs up the melody part.</li><li>● Pupils can play along in time to the performance videos to an okay standard.</li><li>● Pupils can respond to different tempos while playing the Class Jam songs and can play the songs well at the fastest tempo.</li></ul> <p><b>Key Vocabulary</b></p> <p>Melodic instruments</p> <p>Harmony</p> <p>Major</p> <p>Minor</p> <p>Composition</p>
	Crotchet (1 Beat)																											
	Minim (2 Beats)																											
	Semibreve (4 Beats)																											
	Piano (Quiet)																											
	Forte (Loud)																											
	Flat																											
	Sharp																											
	Rest (1 Beat)																											
	Rest (2 Beats)																											
	Rest (3 Beats)																											
	Rest (4 Beats)																											

	<p>at a fast tempo in a rap style.</p> <p><b>Key Vocabulary</b> Vocal projection Riffs and runs Scat Characterisation Accent</p> <p><b>Wider Offer</b> - JuniorJam afterschool club -Choir -Individual Peripatetic lessons</p> <p><b>Curriculum Threads</b></p> 		<p><b>Wider Offer</b> - JuniorJam afterschool club -Choir – Young Voices 2024 -Individual Peripatetic lessons -Performance opportunities in Easter assembly -Opportunities to perform at Harrogate Competitive Festival</p> <p><b>Curriculum Threads</b></p> 	<p><b>Wider Offer</b> - JuniorJam afterschool club -Choir -Individual Peripatetic lessons</p> <p><b>Curriculum Threads</b></p> 	 <p><b>Fundamental British Values</b> Discussions around <b>Respect and Tolerance</b>, learning about traditions and beliefs of other cultures.</p>	<p>Call and response Expression</p> <p><b>Wider Offer</b> - JuniorJam afterschool club -Choir -Individual Peripatetic lessons</p> <p><b>Curriculum Threads</b></p> 
--	---	--	--	--	--	--



	Autumn 1	Autumn 2	Spring 1	Spring 2	Summer 1	Summer 2
<b>Year 6</b>	<b>Singing L4</b>  <b>Key learning objectives:</b> <ul style="list-style-type: none"> <li>●Pupils will be able to aurally identify the beat within a song and move to the beat.</li> <li>●Pupils can use dynamics to create a more interesting and expressive performance.</li> <li>●Pupils can explain three-part breathing.</li> <li>●Pupils can explain the difference between melody and harmony.</li> <li>●Pupils can explain what a vocal range is.</li> <li>●Pupils can name different types of vocal register.</li> <li>●Pupils can write and perform their own rap verse.</li> <li>●Pupils can sing an a cappella song in a group in two or three-part harmony.</li> <li>●Pupils can improvise over a chord sequence</li> </ul>	<b>Song writing with Glockenspiels L4</b>  <b>Key learning objectives:</b> <ul style="list-style-type: none"> <li>● Pupils can write lyrics to fit a theme.</li> <li>● Pupils understand simple vocal techniques.</li> <li>●Pupils can write a press release.</li> </ul> <b>Key Vocabulary</b> Demo Artist image Music Producer Pres Release Record Label  <b>Wider Offer</b> - JuniorJam afterschool club -Choir - Christmas Caroling at Larchfield and Harrogate Christmas Concert. -Individual Peripatetic lessons	<b>Music Theory with Keyboards L4</b>  <b>Key learning objectives:</b> <ul style="list-style-type: none"> <li>●Pupils will further understand how music can be notated to represent pitch and rhythm.</li> <li>●Pupils will understand how to read more complex rhythmic ideas and will be able to play music from stave notation within a range of C – C with confidence.</li> <li>●Pupils will know the key features of both classical and jazz genres and understand how music has evolved across time.</li> </ul> <b>Key Vocabulary</b> Melody Accompaniment Stave notation	<b>Keyboards L4</b>  <b>Key learning objectives:</b> <ul style="list-style-type: none"> <li>●Pupils can find and name the black keys on a keyboard.</li> <li>●Pupils can play a piece of music fluently using the correct fingering.</li> <li>●Pupils can notate their own piece of music and play it.</li> <li>●Pupils can play the same piece of music at two different tempos.</li> <li>●Pupils can compose a four-bar piece of music and notate it on the treble clef stave.</li> <li>●Pupils can play a piece of music using both hands fluently and with the correct fingering.</li> <li>●Pupils can notate a piece of music with a treble clef and bass clef parts.</li> </ul>	<b>Electric Drums L1</b>  <b>Key learning objectives:</b> <ul style="list-style-type: none"> <li>● Pupils are able to play the drums along to a piece of music.</li> <li>●Pupils can play double kick hits in time as part of a drum beat.</li> <li>●Pupils are able to play all three parts of a drum beat as soloists instead of pairs.</li> </ul> <b>Key Vocabulary</b> Percussion Kick drum Snare drum Hi Hats Standard time Half time Off time  <b>Wider Offer</b> - JuniorJam afterschool club -Choir -Individual Peripatetic lessons	<b>Class Jam L2</b>  <b>Key learning objectives:</b> <ul style="list-style-type: none"> <li>● Pupils can recognise the difference between Major and Minor chords/keys and different chord types.</li> <li>●Pupils can play along in time to the performance videos to a great standard.</li> <li>● Pupils can play along with the performance videos with no volume and it sounds great.</li> <li>●Pupils can play the separate parts well, using only the music booklets.</li> <li>●Pupils can play two notes on a keyboard at the same time.</li> <li>●Pupils can play every single instrument to a great standard.</li> </ul> <b>Key Vocabulary</b>

	<p>using the pentatonic scale.</p> <p><b>Key Vocabulary</b></p> <p>Unison Canon Harmony</p> <p><b>Wider Offer</b></p> <p>- JuniorJam afterschool club -Choir -Individual Peripatetic lessons</p> <p><b>Curriculum Threads</b></p> <div></div>	<p><b>Curriculum Threads</b></p> <div></div>	<p>Triads Timbre Aural skills</p> <p><b>Wider Offer</b></p> <p>- JuniorJam afterschool club -Choir – Young Voices 2024 -Individual Peripatetic lessons -Opportunities to perform at Harrogate Competitive Festival</p> <p><b>Curriculum Threads</b></p> <div></div>	<p><b>Key Vocabulary</b></p> <table><tr><td></td><td>Crotchet (1 Beat)</td></tr><tr><td></td><td>Minim (2 Beats)</td></tr><tr><td></td><td>Semibreve (4 Beats)</td></tr><tr><td></td><td>Piano (Quiet)</td></tr><tr><td></td><td>Forte (Loud)</td></tr><tr><td></td><td>Flat</td></tr><tr><td></td><td>Sharp</td></tr><tr><td></td><td>Rest (1 Beat)</td></tr><tr><td></td><td>Rest (2 Beats)</td></tr><tr><td></td><td>Rest (3 Beats)</td></tr><tr><td></td><td>Rest (4 Beats)</td></tr></table> <p><b>Wider Offer</b></p> <p>- JuniorJam afterschool club -Choir -Individual Peripatetic lessons</p> <p><b>Curriculum Threads</b></p> <div></div>		Crotchet (1 Beat)		Minim (2 Beats)		Semibreve (4 Beats)		Piano (Quiet)		Forte (Loud)		Flat		Sharp		Rest (1 Beat)		Rest (2 Beats)		Rest (3 Beats)		Rest (4 Beats)	<p>-Opportunities to perform in Christmas music assembly</p> <p><b>Curriculum Threads</b></p> <div></div> <p><b>Fundamental British Values</b></p> <p>Discussions around <b>Respect and Tolerance</b>, learning about traditions and beliefs of other cultures</p>	<p>Melodic instruments Harmony Major Minor Composition Call and response Expression</p> <p><b>Wider Offer</b></p> <p>- JuniorJam afterschool club -Choir -Individual Peripatetic lessons -Performance opportunities in ‘End of Year’ Show.</p> <p><b>Curriculum Threads</b></p> <div></div>
	Crotchet (1 Beat)																											
	Minim (2 Beats)																											
	Semibreve (4 Beats)																											
	Piano (Quiet)																											
	Forte (Loud)																											
	Flat																											
	Sharp																											
	Rest (1 Beat)																											
	Rest (2 Beats)																											
	Rest (3 Beats)																											
	Rest (4 Beats)																											